



ASR-020D-V2

Barcode Parameters for HID Mode

Copyright © Asterisk Inc. All Rights Reserved.

AsReader ® is registered trademarks of Asterisk Inc.

The contents of this manual are subject to change without notice.

Preface

This manual describes the parameters required for some settings when using AsReader ASR-020D-V2 (hereinafter referred to as ASR-020D-V2) in HID mode. For other settings, please refer to the dedicated barcode setting manual.

How to change the settings

Select the appropriate setting code from this manual and scan it. The new settings will be saved in the ASR-020D-V2.

Note: Make sure the ASR-020D-V2's battery is fully charged before setting.

If you have any comments or questions about this manual, please contact us:

Online, via <https://asreader.com/contact/>

Or by mail, at: Asterisk Inc., Shin-Osaka Dainichi Bldg. 201, 5-6-16

Nishinakajima, Yodogawa-ku, Osaka-city, Osaka, 532-0011 JAPAN

TEL: +81 (0) 50 5536 8733 in Japanese

TEL: +1 (503) 770-2777 x102 in Japanese or English (U.S.A.)

TEL: +31 (0) 10 808 0488 in Japanese or English (E.U.)

Default Settings of ASR-020D-V2


ASR-020D-V2 is shipped with the settings stated in the table below.

In this manual, the default parameter of each item is marked with an asterisk (*).

Item	Default	Page
Factory Default	-	P.3
Vibration	Vibration On	P.3
Sleep Mode	Sleep Mode On	P.4
Beep After Scan	Beep After Scan On	P.5
Battery Gauge LED	Battery Gauge LED On	P.6
Power On Beep	Power On Beep On	P.7
Aimer After Scan	Aimer After Scan On	P.8
Inter-Character Delay	10ms delay	P.9~P.10
Country Keyboard Layout Type Code	North American Standard Keyboard	P.10



1. Factory Default


Scan the code below to restore the factory settings.

Factory Default

@FCTDFT

2. Vibration : "@VIBONX"



Scan the appropriate code below to set whether to vibrate when scanning a barcode.


Vibration Off	Vibration On *
	
@VIBON0	@VIBON1

Current Value?	
	
@VIBON?	

3. Sleep Mode: "@SLMONX"



Scan the appropriate code below to set whether to apply sleep mode to ASR-020D-V2.


Sleep Mode Off	Sleep Mode On *
	
@SLMON0	@SLMON1

Current Value?	
	
@SLMON?	

4. Beep After Scan: "@BASONX"



Scan the appropriate code below to set whether to beep when scanning a barcode.


Beep After Scan Off	Beep After Scan On*
	
@BASON0	@BASON1

Current Value?	
	
@BASON?	

5. Battery Gauge LED: “@BGLONX”



Scan the appropriate code below to enable or disable the battery gauge LED (Battery level indicator) on the back of ASR-020D-V2.


Battery Gauge LED Off	Battery Gauge LED On *
	
@BGLON0	@BGLON1

Current Value?	
	
@BGLON?	

6. Power On Beep: “@POBONX”



Scan the appropriate code below to set whether to beep when ASR-020D-V2 is powered on.


Power On Beep Off	Power On Beep On *
	
@POBON0	@POBON1

Current Value?	
	
@POBON?	

7. Aimer After Scan: “@AASONX”



Scan the appropriate code below to set whether the aiming light keeps ON after scanning a barcode.



Aimer After Scan Off	Aimer After Scan On *
	
@AASON0	@AASON1



Current Value?	
	
@AASON?	



8. Inter-Character Delay: "@ICDSVX"

Scan the appropriate code below to set the display interval time between characters of the barcode data.

5ms delay	10ms delay *
	
@ICDSV1	@ICDSV2



15ms delay	20ms delay
	
@ICDSV3	@ICDSV4


25ms delay	35ms delay
	
@ICDSV5	@ICDSV7

50ms delay	Current Value?
	
@ICDSVA	@ICDSVA?

9. Country Keyboard Layout Type Code: "@ICDSVX"

Scan the appropriate code below to set country keyboard layout of ASR-020D-V2.

North American Standard Keyboard *	German Keyboard(QWERTZ)
	
@CKLTC0	@CKLTC1

Current Value?	
	
@CKLTC?	

AsReader
ASR-020D-V2 Barcode Parameters for HID Mode

Mar. 2021 2nd version

Asterisk Inc.
Shin-Osaka Dainichi Bldg. 201, 5-6-16 Nishinakajima, Yodogawa-ku,
Osaka-city, Osaka, 532-0011 JAPAN